



JANUARY 2021
MONTHLY REPORT

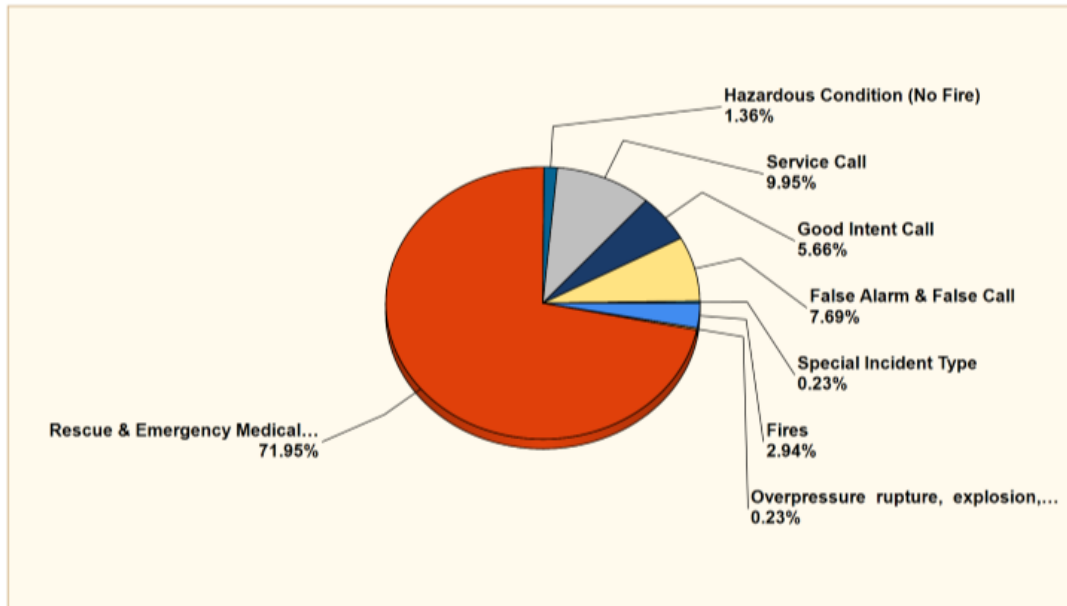
Brian McHone
Fire Chief

CALL VOLUMES

Total Incidents: 442

Breakdown by Major Incident Types for Date Range

Zone(s): All Zones | Start Date: 01/01/2021 | End Date: 01/31/2021



INCIDENT TYPE	CITY	DISTRICT	OUT OF AREA	TOTAL	% OF TOTAL
FIRES	10	2	1	13	2.94%
STRUCTURES		3	0	0	
GRASS		1	1	0	
VEHICLE		4	1	1	
CONFINED		1	0	0	
OTHER		1	0	0	
MUTUAL AID		0	0	0	
OVERPRESSURE	0	1	0	1	0.23%
RESCUE & EMERGENCY MEDICAL SERVICE	193	121	4	318	71.95%
HAZARDOUS CONDITION (NO FIRE)	3	3	0	6	1.36%
SERVICE CALL	25	18	1	44	9.95%
GOOD INTENT CALL	13	12	0	25	5.66%
FALSE ALARM & FALSE CALL	19	15	0	34	7.69%
SPECIAL INCIDENT TYPE	1	0	0	1	0.23%
SEVERE WEATHER & NATURAL DISASTER	0	0	0	0	0.00%
TOTAL	264	172	6	442	100.00%

Fires - 13

Structure - 3	332 Cranberry Hill	Loss \$1000.00	Saved \$122,975.00
	114 E. Butler Road	Loss \$500.00	Saved \$536,980.00
	200 Woodvine Way	Loss \$1500.00	Saved \$250,500.00

- Grass Fires - 2
- Vehicle Fires - 6
- Confined - 1
- Other - 1
- Mutual Aid - 0

AVERAGE RESPONSE TIMES

Incident Average Response Time per Shift for Date Range

Start Date: 01/01/2021 | End Date: 01/31/2021



SHIFT	AVERAGE RESPONSE TIME (min) (Dispatch to Arrived)	CALLS
A Shift	3.50	141
Administration	5.01	5
B Shift	4.18	144
C Shift	4.42	150
Total Number of Calls:		440

YEAR TO DATE AVERAGE RESPONSE TIMES

Incident Average Response Time per Shift for Date Range

Start Date: 01/01/2021 | End Date: 12/31/2021

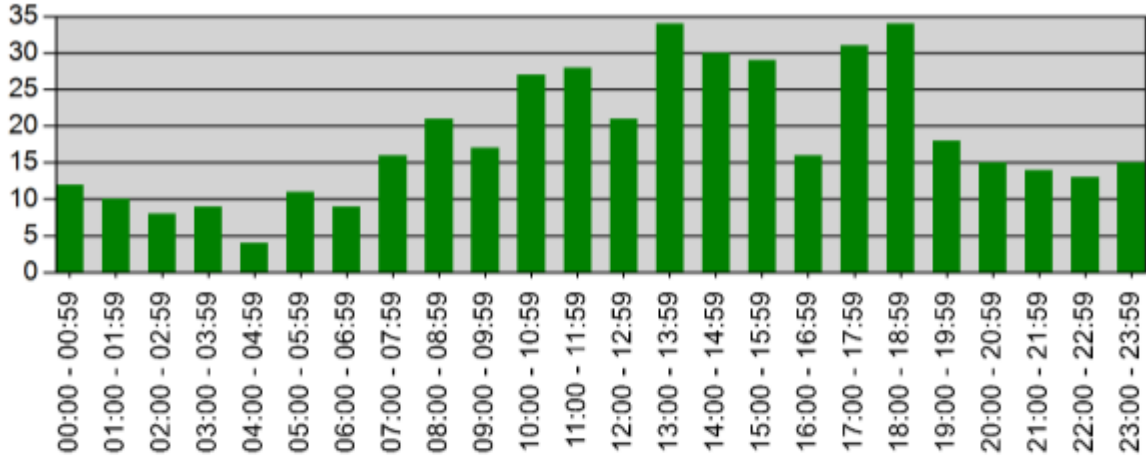


SHIFT	AVERAGE RESPONSE TIME (min) (Dispatch to Arrived)	CALLS
A Shift	3.51	194
Administration	4.61	10
B Shift	4.22	174
C Shift	4.52	184
Total Number of Calls:		562

TIME OF DAY JANUARY

Incidents by Hour for Apparatus for Date Range

Apparatus: All Apparatus | Start Date: 01/01/2021 | End Date: 01/31/2021

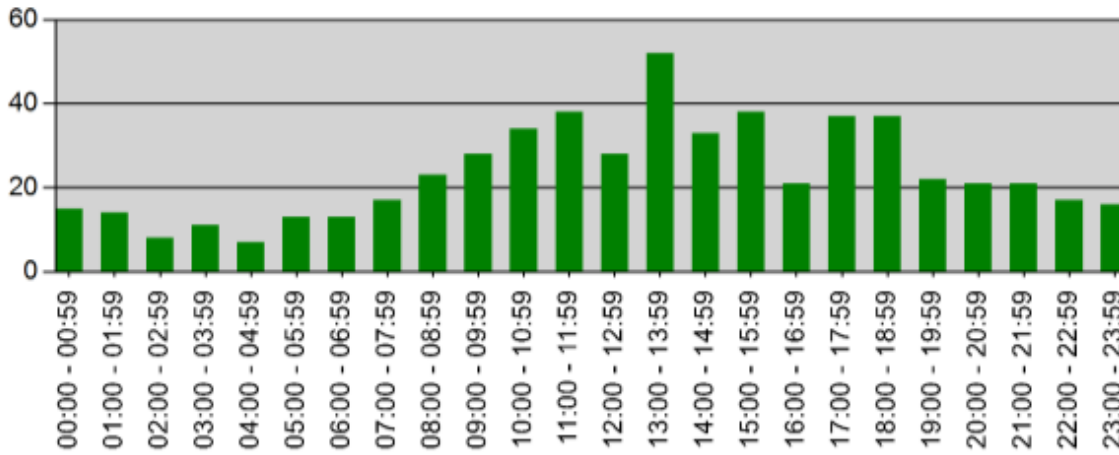


TIME	# INCIDENTS
00:00 - 00:59	12
01:00 - 01:59	10
02:00 - 02:59	8
03:00 - 03:59	9
04:00 - 04:59	4
05:00 - 05:59	11
06:00 - 06:59	9
07:00 - 07:59	16
08:00 - 08:59	21
09:00 - 09:59	17
10:00 - 10:59	27
11:00 - 11:59	28
12:00 - 12:59	21
13:00 - 13:59	34
14:00 - 14:59	30
15:00 - 15:59	29
16:00 - 16:59	16
17:00 - 17:59	31
18:00 - 18:59	34
19:00 - 19:59	18
20:00 - 20:59	15
21:00 - 21:59	14
22:00 - 22:59	13

TIME OF DAY YEAR TO DATE

Incidents by Hour for Apparatus for Date Range

Apparatus: All Apparatus | Start Date: 01/01/2021 | End Date: 12/31/2021



TIME	# INCIDENTS
00:00 - 00:59	15
01:00 - 01:59	14
02:00 - 02:59	8
03:00 - 03:59	11
04:00 - 04:59	7
05:00 - 05:59	13
06:00 - 06:59	13
07:00 - 07:59	17
08:00 - 08:59	23
09:00 - 09:59	28
10:00 - 10:59	34
11:00 - 11:59	38
12:00 - 12:59	28
13:00 - 13:59	52
14:00 - 14:59	33
15:00 - 15:59	38
16:00 - 16:59	21
17:00 - 17:59	37
18:00 - 18:59	37
19:00 - 19:59	22
20:00 - 20:59	21
21:00 - 21:59	21
22:00 - 22:59	17
23:00 - 23:59	16

FIRE PREVENTION

During the month of January, the fire department participated in 29 events that included 1 Birthday drive by, and 28 Smoke alarm installations.

TRAINING HOURS

Total MFD Training Hours for January: Total training hours for MFD= 858.00