



NOVEMBER 2020
MONTHLY REPORT

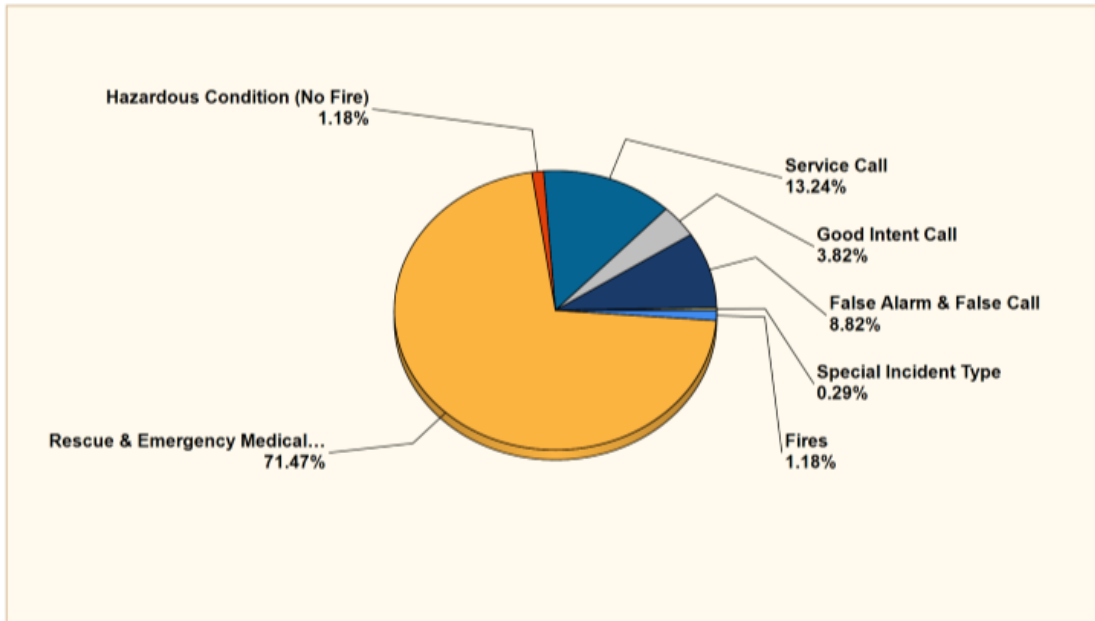
Brian McHone
Fire Chief

CALL VOLUMES

Total Incidents: 340

Breakdown by Major Incident Types for Date Range

Zone(s): All Zones | Start Date: 11/01/2020 | End Date: 11/30/2020



| INCIDENT TYPE | CITY | DISTRICT | OUT OF AREA | TOTAL | % OF TOTAL |
|------------------------------------|------------|------------|-------------|------------|----------------|
| FIRES | 2 | 2 | 0 | 4 | 1.18% |
| STRUCTURES | | 0 | 0 | 0 | |
| GRASS | | 0 | 2 | 0 | |
| VEHICLE | | 1 | 0 | 0 | |
| CONFINED | | 0 | 0 | 0 | |
| OTHER | | 1 | 0 | 0 | |
| MUTUAL AID | | 0 | 0 | 0 | |
| OVERPRESSURE | 0 | 0 | | 0 | |
| RESCUE & EMERGENCY MEDICAL SERVICE | 134 | 109 | 0 | 243 | 71.47% |
| HAZARDOUS CONDITION (NO FIRE) | 2 | 2 | 0 | 4 | 1.18% |
| SERVICE CALL | 25 | 19 | 1 | 45 | 13.24% |
| GOOD INTENT CALL | 5 | 6 | 1 | 13 | 3.82% |
| FALSE ALARM & FALSE CALL | 16 | 13 | 2 | 30 | 8.82% |
| SPECIAL INCIDENT TYPE | 0 | 1 | 0 | 1 | 0.29% |
| SEVERE WEATHER & NATURAL DISASTER | 0 | 0 | 0 | 0 | |
| TOTAL | 184 | 152 | 4 | 340 | 100.00% |

Fires - 4

 Structure - 0

 Grass Fires - 2

 Vehicle Fires - 1

 Confined - 0

 Other - 1

 Mutual Aid - 0

AVERAGE RESPONSE TIMES

Incident Average Response Time per Shift for Date Range

Start Date: 11/01/2020 | End Date: 11/30/2020

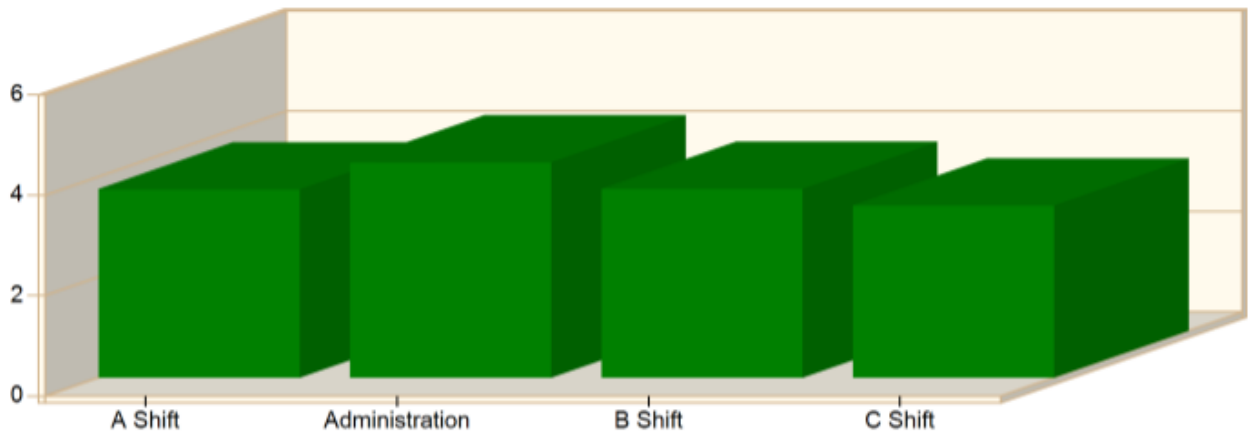


| SHIFT | AVERAGE RESPONSE TIME (min) (Dispatch to Arrived) | CALLS |
|-------------------------------|--|------------|
| A Shift | 3.61 | 120 |
| Administration | 5.93 | 5 |
| B Shift | 3.86 | 115 |
| C Shift | 3.71 | 100 |
| Total Number of Calls: | | 340 |

YEAR TO DATE AVERAGE RESPONSE TIMES

Incident Average Response Time per Shift for Date Range

Start Date: 01/01/2020 | End Date: 11/30/2020

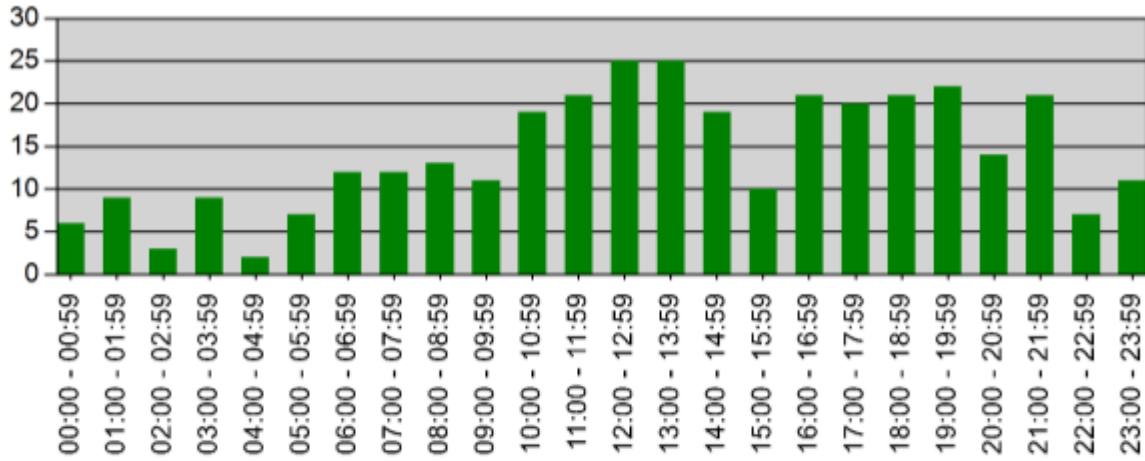


| SHIFT | AVERAGE RESPONSE TIME (min) (Dispatch to Arrived) | CALLS |
|-------------------------------|--|-------------|
| A Shift | 3.75 | 1112 |
| Administration | 4.29 | 29 |
| B Shift | 3.76 | 1160 |
| C Shift | 3.43 | 1091 |
| Total Number of Calls: | | 3392 |

TIME OF DAY NOVEMBER

Incidents by Hour for Apparatus for Date Range

Apparatus: All Apparatus | Start Date: 11/01/2020 | End Date: 11/30/2020

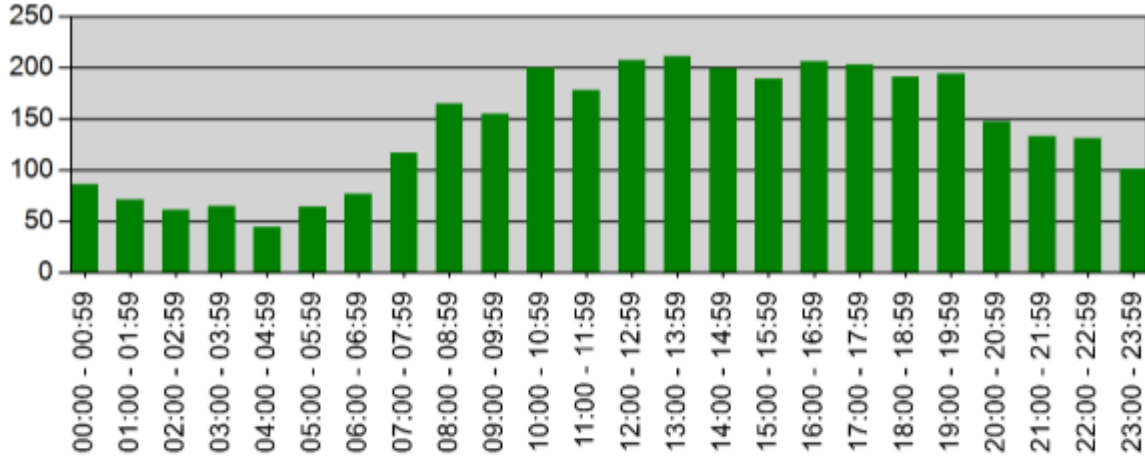


| TIME | # INCIDENTS |
|---------------|-------------|
| 00:00 - 00:59 | 6 |
| 01:00 - 01:59 | 9 |
| 02:00 - 02:59 | 3 |
| 03:00 - 03:59 | 9 |
| 04:00 - 04:59 | 2 |
| 05:00 - 05:59 | 7 |
| 06:00 - 06:59 | 12 |
| 07:00 - 07:59 | 12 |
| 08:00 - 08:59 | 13 |
| 09:00 - 09:59 | 11 |
| 10:00 - 10:59 | 19 |
| 11:00 - 11:59 | 21 |
| 12:00 - 12:59 | 25 |
| 13:00 - 13:59 | 25 |
| 14:00 - 14:59 | 19 |
| 15:00 - 15:59 | 10 |
| 16:00 - 16:59 | 21 |
| 17:00 - 17:59 | 20 |
| 18:00 - 18:59 | 21 |
| 19:00 - 19:59 | 22 |
| 20:00 - 20:59 | 14 |
| 21:00 - 21:59 | 21 |
| 22:00 - 22:59 | 7 |
| 23:00 - 23:59 | 11 |

TIME OF DAY YEAR TO DATE

Incidents by Hour for Apparatus for Date Range

Apparatus: All Apparatus | Start Date: 01/01/2020 | End Date: 11/30/2020



| TIME | # INCIDENTS |
|---------------|-------------|
| 00:00 - 00:59 | 86 |
| 01:00 - 01:59 | 71 |
| 02:00 - 02:59 | 61 |
| 03:00 - 03:59 | 65 |
| 04:00 - 04:59 | 44 |
| 05:00 - 05:59 | 64 |
| 06:00 - 06:59 | 77 |
| 07:00 - 07:59 | 117 |
| 08:00 - 08:59 | 165 |
| 09:00 - 09:59 | 155 |
| 10:00 - 10:59 | 200 |
| 11:00 - 11:59 | 178 |
| 12:00 - 12:59 | 207 |
| 13:00 - 13:59 | 211 |
| 14:00 - 14:59 | 199 |
| 15:00 - 15:59 | 189 |
| 16:00 - 16:59 | 206 |
| 17:00 - 17:59 | 203 |
| 18:00 - 18:59 | 191 |
| 19:00 - 19:59 | 194 |
| 20:00 - 20:59 | 147 |
| 21:00 - 21:59 | 133 |
| 22:00 - 22:59 | 131 |
| 23:00 - 23:59 | 101 |

FIRE PREVENTION

During the month of November, the fire department participated in 23 events that included 1 Tackle football game, and 17 Smoke Detector installations, 2 High School games, 1 Championship game, 1 Playground dedication, and 1 Station tour.

TRAINING HOURS

Total MFD Training Hours for September: 720.75