



AUGUST 2020  
MONTHLY REPORT

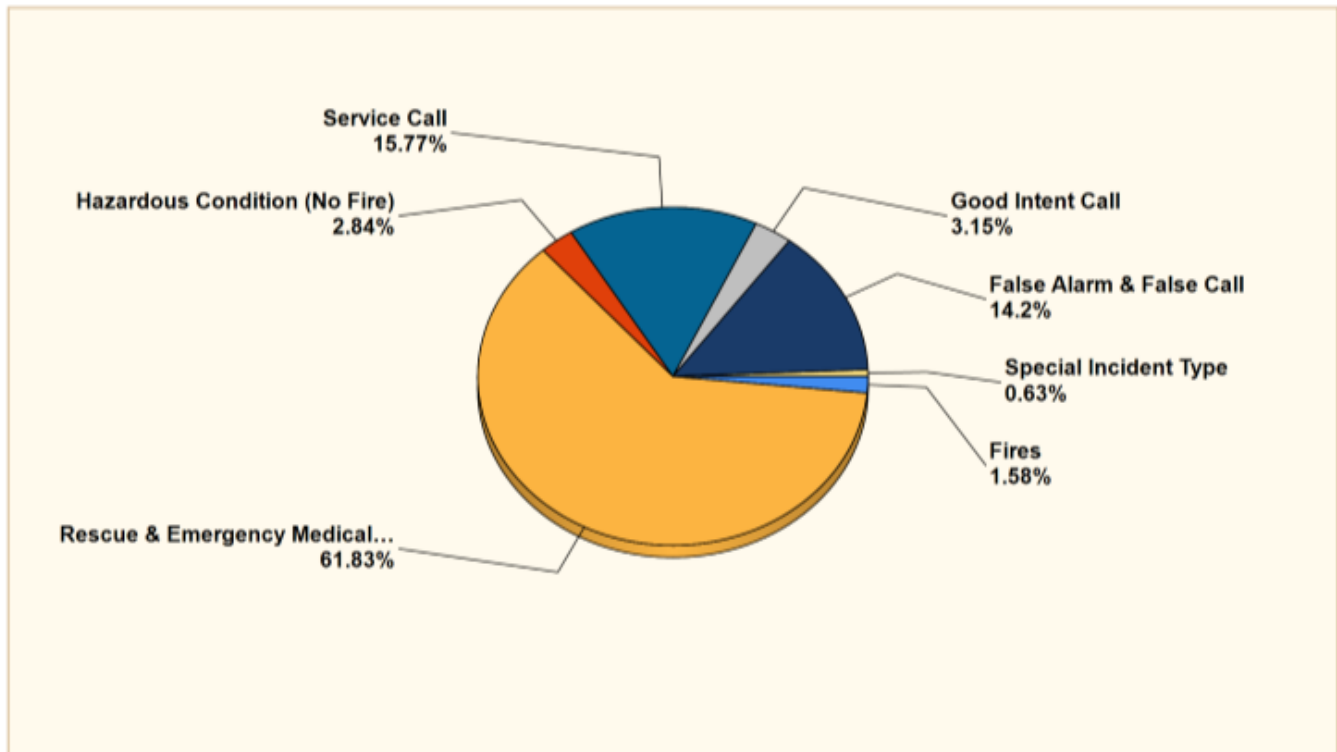
Brian McHone  
Fire Chief

# CALL VOLUMES

## Total Incidents: 317

Breakdown by Major Incident Types for Date Range

Zone(s): All Zones | Start Date: 08/01/2020 | End Date: 08/31/2020



INCIDENT TYPE	CITY	DISTRICT	OUT OF AREA	TOTAL	% OF TOTAL
<b>FIRES</b>	2	2	1	5	2%
STRUCTURES		0	0	0	
GRASS		0	1	0	1
VEHICLE		2	1	0	3
CONFINED		0	0	0	0
OTHER		0	0	0	0
MUTUAL AID		0	0	1	1
OVERPRESSURE	0	0		0	0
RESCUE & EMERGENCY MEDICAL SERVICE	117	78	1	196	62%
HAZARDOUS CONDITION (NO FIRE)	8	1	0	9	3%
SERVICE CALL	31	16	3	50	16%
GOOD INTENT CALL	6	4	0	10	3%
FALSE ALARM & FALSE CALL	21	24	0	45	14%
SPECIAL INCIDENT TYPE	2	0	0	2	1%
SEVERE WEATHER & NATURAL DISASTER	0	0	0	0	0%
<b>TOTAL</b>	<b>187</b>	<b>125</b>	<b>5</b>	<b>317</b>	<b>100.00%</b>

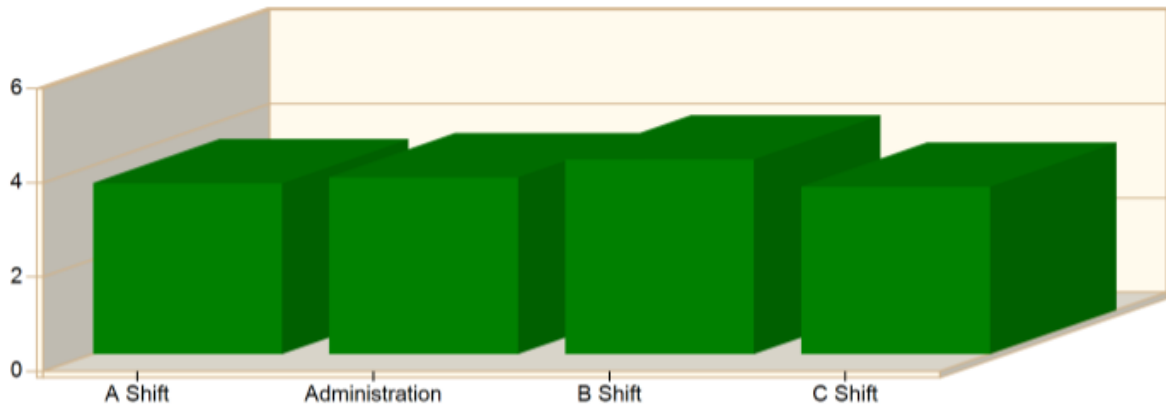
**Fires - 5**

- Grass Fires - 1
- Vehicle Fires - 3
- Confined - 0
- Other - 0
- Mutual Aid - 1

# AVERAGE RESPONSE TIMES

Incident Average Response Time per Shift for Date Range

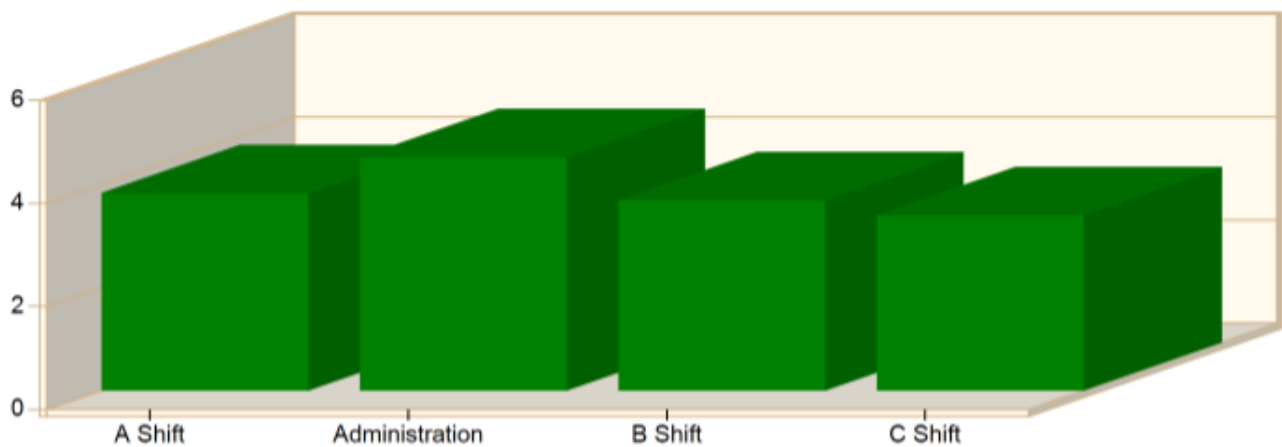
Start Date: 08/01/2020 | End Date: 08/31/2020



SHIFT	AVERAGE RESPONSE TIME (min) (Dispatch to Arrived)	CALLS
A Shift	3.62	118
Administration	3.75	4
B Shift	4.13	100
C Shift	3.55	95
<b>Total Number of Calls:</b>		<b>317</b>

Incident Average Response Time per Shift for Date Range

Start Date: 01/01/2020 | End Date: 12/31/2020

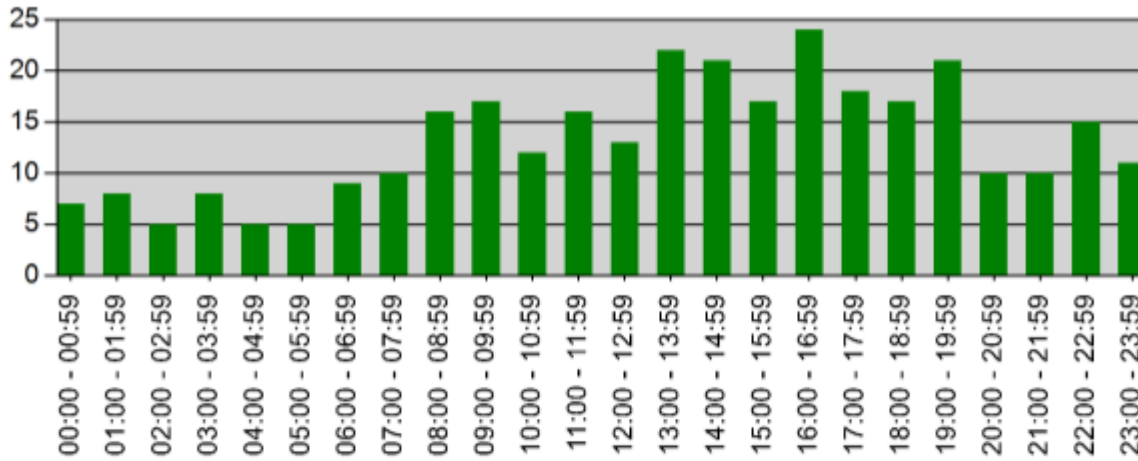


SHIFT	AVERAGE RESPONSE TIME (min) (Dispatch to Arrived)	CALLS
A Shift	3.83	830
Administration	4.53	13
B Shift	3.69	834
C Shift	3.40	800
<b>Total Number of Calls:</b>		<b>2477</b>

# YEAR TO DATE AVERAGE RESPONSE TIMES

## Incidents by Hour for Apparatus for Date Range

Apparatus: All Apparatus | Start Date: 08/01/2020 | End Date: 08/31/2020



TIME	# INCIDENTS
00:00 - 00:59	7
01:00 - 01:59	8
02:00 - 02:59	5
03:00 - 03:59	8
04:00 - 04:59	5
05:00 - 05:59	5
06:00 - 06:59	9
07:00 - 07:59	10
08:00 - 08:59	16
09:00 - 09:59	17
10:00 - 10:59	12
11:00 - 11:59	16
12:00 - 12:59	13
13:00 - 13:59	22
14:00 - 14:59	21
15:00 - 15:59	17
16:00 - 16:59	24
17:00 - 17:59	18
18:00 - 18:59	17
19:00 - 19:59	21
20:00 - 20:59	10
21:00 - 21:59	10
22:00 - 22:59	15
23:00 - 23:59	11



## **FIRE PREVENTION**

During the month of August, the fire department participated in 21 events that included 1 Drive By, 2 car seat installations and 18 Smoke Detectors.

## **TRAINING HOURS**

**Total MFD Training Hours for August: 1204.50**